



## A – Curriculum to Learning Objectives: Myself

| Prior Knowledge |        | <ul style="list-style-type: none"> <li>• Describe oneself</li> <li>• Articulate one's name</li> </ul> |             |   |
|-----------------|--------|---|-------------|---|
| Class           | L. No. | Lesson Name   | L. Obj. No. | Learning Objectives                     |
| Nursery         | 1      | Myself  | 1.a         | • Describe oneself in a few sentences   |
|                 |        |   | 1.b         | • Write one's name                      |
| LKG             | 1      | Myself  | 1.a         | • Describe oneself in a few sentences   |
|                 |        |   | 1.b         | • Name things one likes                 |
| UKG             | 1      | Myself  | 1.a         | • Describe oneself in a few sentences   |
|                 |        |   | 1.b         | • Describe one's likes                  |
|                 |        |   | 1.c         | • Know different parts of the house     |
|                 |        |   | 1.d         | • Describe one's birthday celebrations  |
|                 |        |   | 1.e         | • Know objects used in a birthday party |

## B – Vision-to-Action Plan: 1 Myself

| Period and Planned Date | Page No. | L. Obj. No. | Learning Outcome(s)   | Teaching Strategies  | Resources  | Practice   | Areas to Focus |
|-------------------------|----------|-------------|---|--|--|------------|----------------|
| 1<br>DD/MM/YYYY         | 3        | 1.a         | <ul style="list-style-type: none"> <li>Know one's name and age</li> </ul>     | <ul style="list-style-type: none"> <li>Circle Time</li> <li>Demonstration</li> </ul> | <ul style="list-style-type: none"> <li>TB</li> <li>AB</li> <li>Rhymes Book</li> <li>A photograph of oneself</li> <li>Glue</li> </ul> | AB: Pg. 43 |                |
| 2<br>DD/MM/YYYY         | 4        | 1.a         | <ul style="list-style-type: none"> <li>Know one's gender</li> </ul>           | <ul style="list-style-type: none"> <li>Circle Time</li> <li>Activity</li> </ul>      | <ul style="list-style-type: none"> <li>TB</li> <li>AB</li> <li>Pictures of a girl and a boy</li> </ul>                               | AB: Pg. 45 |                |
| 3<br>DD/MM/YYYY         | 5        | 1.b         | <ul style="list-style-type: none"> <li>Articulate things one likes</li> </ul> | <ul style="list-style-type: none"> <li>Demonstration</li> <li>Activity</li> </ul>    | <ul style="list-style-type: none"> <li>TB</li> <li>AB</li> </ul>   | AB: Pg. 47 |                |
| 4<br>DD/MM/YYYY         | 6        | 1.b         | <ul style="list-style-type: none"> <li>Revise by practising</li> </ul>        | <ul style="list-style-type: none"> <li>Demonstration</li> </ul>                      | <ul style="list-style-type: none"> <li>TB</li> </ul>   | TB: Pg. 6  |                |

Annual Day:  
1/50

Day:  
1/4

Actual Date:

Page(s):  
3

## 1) Myself



### All About Me

Ram and Heena are telling us about themselves.  
Let us learn how to introduce ourselves.

I am Heena.  
I am 4 years old.  
I am a girl.



I am Ram.  
I am 4 years old.  
I am a boy.



Can you say something about yourself?



### Important Words

- Today's class: myself

### Transactional Tip(s)

#### Circle Time:

- Ask learners to sit in a circle.
- Tell them that they are going to know more about themselves.
- Give one of the learners a pencil to hold in their hand like a mic and ask them to say something about themselves E.g., name and age.
- Repeat the same activity with the rest of the learners.
- After the activity, show learners TB: Pg. 3 and point at the pictures of the girl and boy.
- Tell learners that all of us are different but few of our qualities are the same. For E.g., Some of us are girls and some of us are boys. Someone has long hair and someone has short.
- Ask learners to stand in a circle and sing the rhyme, 'My Name' from the Rhymes Book: Pg. 22.

#### Demonstration:

- Ask learners to open AB: Pg. 43 and look at the picture.
- Show them how to paste a photograph of themselves on the page.
- Clap for every one after the activity.

### Class Pulse Check

- 1) What is your name?
- 2) How old are you?



Annual Day:  
2/50

Day:  
2/4

Actual Date:

Page(s):  
4



## Introduce Yourself

Introduce yourself to your classmates.

What is your name?

How old are you?

Are you a boy or a girl?

What is your favourite fruit?



## Important Words

- Last class: myself
- Today's class: name, boy, girl

## Transactional Tip(s)



### Circle Time:

- Ask learners to sit in a circle.
- Show learners TB: Pg. 4.
- Ask them to point to any one difference between the two pictures.
- Listen to the answers carefully.
- Show them pictures of a girl and a boy.
- Point out the differences in each picture. Use the words 'girl' and 'boy' to describe them
- Place both pictures in the middle of the circle.
- Ask one learner to pick up a picture and tell if it is a girl or a boy.

### Activity:

- Ask learners to open AB: Pg. 45 and look at the picture.
- Help them to paste pictures of the correct outfit.

### Suggested Activity:

- Ask learners to draw a picture of themselves on their own. Accept anything that they make as this is more of a fun activity and a good way to understand their imagination.

## Class Pulse Check



- 1) Are you a boy or a girl?

Annual Day:  
3/50

Day:  
3/4


Actual Date:

Page(s):  
5



## Things I Like

Look at the pictures and name them. Point to the things you like.



### Important Words

- Last class: name, boy, girl

### Transactional Tip(s)



#### Demonstration:

- Ask learners to open TB: Pg. 5 and look at the practice sheet.
- Ask learners to look at the pictures.
- Help them to say the names of the things they can see in the pictures one by one.
- Ask learners to point to the things they like.

#### Activity:

- Ask learners to open AB: Pg. 47.
- Help them to paste pictures of the things they like.

### Class Pulse Check



- 1) What is your favourite fruit?

Annual Day:  
4/50

Day:  
4/4

Actual Date:

Page(s):  
6



## Find the Things You Like

Look at the pictures. Tick (✓) the pictures you like.  
Cross (X) the pictures you do not like.



Potato



Mango



Toy



Toothbrush



Chips



Clothes



Bat and Ball



Books



Cabbage



Flowers



Cycle



Dog



### Important Words

- Today's class: dog, toy, cycle, books, clothes

### Transactional Tip(s)



#### Demonstration:

- Draw any two pictures on the board.
- Pretend to think of your favourite thing from the pictures drawn on the board. Say the name aloud.
- To explain to learners, show them how to tick and cross. Tick the picture that you like and cross the one that you do not like.
- Ask learners to open TB: Pg. 6.
- Ask them to tick the pictures they like and cross the pictures they do not like just like you have done earlier.
- Help them to complete the practice sheet.
- Observe learners while they complete the practice sheet.










### Class Pulse Check



- 1) What do you like to eat the most?

## C – Exit Assessment

|   | Suggested questions to test the learning objective(s) | Learning Objective(s)                          | Number of learners who answered correctly |
|---|---|--|---|
| 1 | Say any two things about yourself.                    | Period 1 - Describe oneself in a few sentences |   |
| 2 | Name any three things that you like to eat.           | Period 3 - Name things one likes               |   |

| Post-lesson Reflection               |  |  |  |
|--------------------------------------|--|--|--|
| TB completed                         | Y <input type="checkbox"/>   | N <input type="checkbox"/>   | AB completed   |
|                                      | Y <input type="checkbox"/>   | N <input type="checkbox"/>   | NA <input type="checkbox"/>  |
| Enthusiastic participation           |  <input type="checkbox"/> |  <input type="checkbox"/> |  <input type="checkbox"/> |
| Concept clarity in the classroom     |  <input type="checkbox"/> |  <input type="checkbox"/> |  <input type="checkbox"/> |
| Concept clarity through the textbook |  <input type="checkbox"/> |  <input type="checkbox"/> |  <input type="checkbox"/> |

|                               | Handhold Learners                | Challenge Learners                |
|-------------------------------|----------------------------------|-----------------------------------|
| <b>Names</b>                  |                                  |                                   |
| <b>Exam Revision Strategy</b> | Reteach <input type="checkbox"/> | Revise <input type="checkbox"/>   |
|                               |                                  | Practise <input type="checkbox"/> |
| <b>App Report</b>             | Number _____                     | Signature _____                   |