



A – Curriculum to Learning Objectives: Myself

Prior Knowledge		<ul style="list-style-type: none"> • <i>Know one's name</i> 		
Class	L. No.	Lesson Name	L. Obj. No.	Learning Objectives
Nursery	1	Myself	1.a	<ul style="list-style-type: none"> • Describe oneself in a few sentences
			1.b	<ul style="list-style-type: none"> • Write one's name
LKG	1	Myself	1.a	<ul style="list-style-type: none"> • Describe oneself in a few sentences
			1.b	<ul style="list-style-type: none"> • Name things one likes
UKG	1	Myself	1.a	<ul style="list-style-type: none"> • Describe oneself in a few sentences
			1.b	<ul style="list-style-type: none"> • Describe one's likes
			1.c	<ul style="list-style-type: none"> • Know different parts of the house
			1.d	<ul style="list-style-type: none"> • Describe one's birthday celebrations
			1.e	<ul style="list-style-type: none"> • Know objects used in a birthday party

B – Vision-to-Action Plan: 1 Myself

Period and Planned Date	Page No.	L. Obj. No.	Learning Outcome(s)	Teaching Strategies	Resources	Practice	Areas to Focus
1 DD/MM/YYYY	3-4	1.a 1.b	<ul style="list-style-type: none"> Say something about oneself Know one's favourite things 	<ul style="list-style-type: none"> Reading Aloud Demonstration 	<ul style="list-style-type: none"> TB AB Puppet 	TB: Pg. 4 AB: Pg. 35	
2 DD/MM/YYYY	5-6	1.c	<ul style="list-style-type: none"> Know the different rooms in the house 	<ul style="list-style-type: none"> Reading Aloud Demonstration 	<ul style="list-style-type: none"> TB AB 	TB: Pg. 6 AB: Pg. 37	
3 DD/MM/YYYY	7-8	1.d	<ul style="list-style-type: none"> Articulate one's birthday celebrations 	<ul style="list-style-type: none"> Reading Aloud Demonstration 	<ul style="list-style-type: none"> TB 	TB: Pg. 8	
4 DD/MM/YYYY	9	1.e	<ul style="list-style-type: none"> Know about the different objects used in a birthday party 	<ul style="list-style-type: none"> Demonstration 	<ul style="list-style-type: none"> TB 	TB: Pg. 9	

Annual Day:
1/50

Day:
1/4

Actual Date:

Page(s):
3

1) Myself



Who Am I?

Anam and Karan are telling us about themselves. Let us learn more about them.



I am Anam. I am a girl.
I am 5 years old.
My birthday is
on 24th January.



I like to play football.



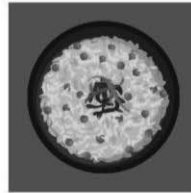
My favourite food is idli.



I am Karan. I am a boy.
I am 5 years old.
My birthday is
on 15th May.



I like dancing.



My favourite food is poha.

Important Words

- Today's class: girl, boy, myself, favourite

Transactional Tip(s)



Reading Aloud:

- Share with the learners that they are going to know more about themselves.
- Hold a puppet in your hand and start the activity by telling about yourself like your, name, age, your birth date and if you are a girl or a boy.
- Pass the puppet to the learners sitting next to you one by one and ask them to say few sentences about themselves.
- Repeat the activity with the rest of the learners.
- Ask learners to open TB: Pg. 3 and read out the lesson to them. Pointing at each picture discuss what the character is talking about.

Class Pulse Check



- 1) When is your birthday?

Annual Day:
1/50

Day:
1/4

Actual Date:

Page(s):
4



What Do I Like?

Draw the things you like in the boxes and write their names in the lines.

A toy I like

Three horizontal lines for writing the name of the toy.

A fruit I like

Three horizontal lines for writing the name of the fruit.

A vegetable I like

Three horizontal lines for writing the name of the vegetable.

A game I like

Three horizontal lines for writing the name of the game.

Important Words

- Today's class: girl, boy, myself, favourite

Transactional Tip(s)



Demonstration:

- Ask learners to open TB: Pg. 4 and look at the practice sheet 'What Do I like?'.
- Ask learners to draw the things they like in the boxes and write their names in the lines once they finish.
- Show them an example on the board.
- Ask learners to open AB: Pg. 35 and look at the activity sheet 'This is Me'.
- Ask learners to draw a picture of themselves in the box and write their name and age in the given lines.
- Show an example on the board.

Class Pulse Check



- 1) Name your favourite toy.

Annual Day:
2/50

Day:
2/4

Actual Date:

Page(s):
5



My House

Look at the picture and identify the rooms in the house.

This is a drawing room. We watch television here.

This is a bedroom. We sleep here.



This is a bathroom. We wash up and bathe here.

This is a kitchen. We cook food here.

This is a dining room. We eat food here.

5

Important Words

- Last class: girl, boy, myself, favourite
- Today's class: house, kitchen, bedroom, drawing room

Transactional Tip(s)



Reading Aloud:

- Read out the lesson on TB: Pg. 5 to the learners.
- Discuss with the learners about the different rooms a house has.
- Point at each room in the picture and explain to the learners the different activities we do there.
- Show them the following video on 'Different Rooms in the House'.
<https://www.youtube.com/watch?v=1lqZmMu5wkk>

Class Pulse Check



- 1) In which room do you watch TV?.

Annual Day:
2/50

Day:
2/4

Actual Date:


Page(s):
6



Rooms in My House

Circle (O) the correct option.

Do we  in the  ? **YES or NO**

Do we  in the  ? **YES or NO**

Do we  in the  ? **YES or NO**

Do we  in the  ? **YES or NO**

Do we  in the  ? **YES or NO**

Important Words

- Last class: myself, girl, boy, favourite
- Today's class: house, kitchen, bedroom, drawing room

Transactional Tip(s)



Demonstration:

- Ask learners to open TB: Pg. 6 and look at the practice sheet 'Rooms in My House'.
- Ask learners to circle the correct options from the given picture.
- Show an example on the board.
- Ask learners to open AB: Pg. 37 and look at the activity sheet 'Colour My Bedroom'.
- Ask learners to look at the bedroom picture and colour it to make it more attractive.

Class Pulse Check



- 1) Name the room where we cook our food.

Annual Day:
3/50

Day:
3/4

Actual Date:

Page(s):
7



My Birthday

Birthdays are special for everyone. Let us read how Maya celebrates her birthday.



I am Maya. My birthday is on 24th October. On my birthday my house is decorated with balloons. I cut cake with my family and friends. I get many gifts on my birthday.

How do you celebrate your birthday?

?



7

Important Words

- Last class: house, kitchen, bedroom, drawing room
- Today's class: cake, birthday

Transactional Tip(s)



Reading Aloud:

- Ask learners to open TB: Pg. 7 and read out the lesson to the learners.
- Discuss with the learners about the different ways we celebrate our birthdays. How we decorate the house, what return gifts we arrange and which cake they like.

Suggested Activity:

- Provide learners with cut outs of crown shapes chart paper.
- Ask learners to decorate the birthday crown for themselves using glitter, crayons and other decorating materials.

Class Pulse Check



- 1) Which month you celebrate your birthday?

Annual Day:
3/50

Day:
3/4

Actual Date:

Page(s):
8



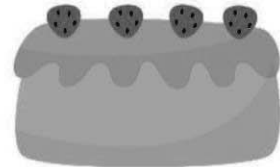
Birthdays in My Family

Write the birthdays of your family members in the lines.



Mother

Your birthday



Father



Sister



Brother



Important Words

- Last class: house, kitchen, bedroom, drawing room
- Today's class: cake, birthday

Transactional Tip(s)



Demonstration:

- Ask learners to open TB: Pg. 8 and look at the practice sheet 'Birthdays in My Family'.
- Ask learners to write the birthdays of their family members in the given lines.
- Show an example on the board.

Class Pulse Check



- 1) When is your mother's birthday?

Annual Day:
4/50

Day:
4/4

Actual Date:

Page(s):
9




Match Birthday Party Objects


Match the pictures with their names by drawing lines.



Birthday Cap



Gift



Balloon



Cake



9

Important Words

- Last class: cake, birthday
- Today's class: gift, balloon, birthday cap

Transactional Tip(s)



Demonstration:

- Ask learners to open TB: Pg. 9 and look at the practice sheet 'Match Birthday Party Objects'.
- Ask learners to match the pictures with their names by drawing lines.

Suggested Activity:

- Ask learners to sit in a circle. Take a birthday cap and wear it on your head. Start the activity by sharing with the class how you celebrate your birthday.
- Ask learners to come one by one, wear the cap and tell how they celebrate their birthday.
- Observe the answers given by the learners.










Class Pulse Check



- 1) What do we eat on our birthday?

C – Exit Assessment

	Suggested questions to test the learning objective(s)	Learning Objective(s)	Number of learners who answered correctly
1	Can you say something about yourself ?	Period 1 - Describe oneself in a few sentences	
2	Name two of your favourite things.	Period 1 - Describe one's likes	
3	Which room will you go to if you want to watch T.V.?	Period 2 - Know different parts of the house	
4	Describe how you celebrate your birthday in a few sentences.	Period 3 - Describe one's birthday celebrations	
5	Name some objects which are used in a birthday party.	Period 4 - Know objects used in a birthday party	

Post-lesson Reflection			
TB completed	Y <input type="checkbox"/>	N <input type="checkbox"/>	AB completed
	Y <input type="checkbox"/>	N <input type="checkbox"/>	NA <input type="checkbox"/>
Enthusiastic participation	 <input type="checkbox"/>	 <input type="checkbox"/>	 <input type="checkbox"/>
Concept clarity in the classroom	 <input type="checkbox"/>	 <input type="checkbox"/>	 <input type="checkbox"/>
Concept clarity through the textbook	 <input type="checkbox"/>	 <input type="checkbox"/>	 <input type="checkbox"/>

	Handhold Learners	Challenge Learners
Names		
Exam Revision Strategy	Reteach <input type="checkbox"/>	Revise <input type="checkbox"/>
		Practise <input type="checkbox"/>
App Report	Number _____	Signature _____